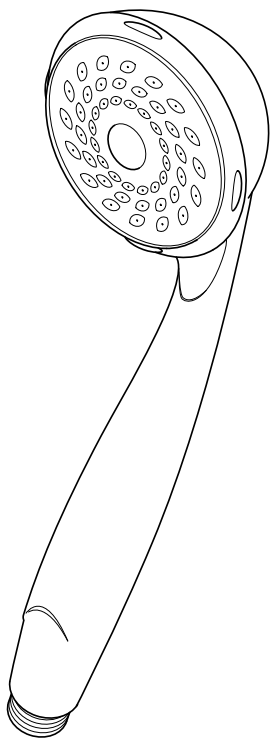
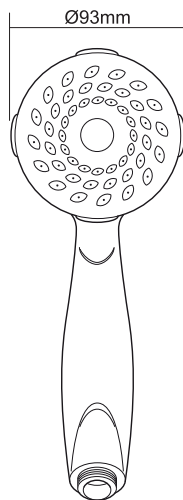
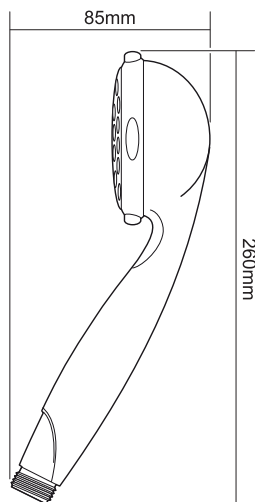


LILY **Single Position** **Showerhead**



Installation **Instructions**



All dimensions are approximate.

INSTALLERS PLEASE NOTE THESE INSTRUCTIONS ARE TO BE LEFT WITH THE USER

SINGLE POSITION SHOWERHEAD

This instruction book covers the operation and cleaning of the showerhead.

Your showerhead has a single showering pattern.

CLEANING

Triton recommends that all products are cleaned using warm, soapy water.

Do not use abrasive or aggressive chemical cleaning products as this may affect the product surface and finish and invalidate your guarantee.

Note: The showerhead can be cleaned quickly by simply rubbing your fingers over the faceplate.

Before cleaning, turn off the unit at the mains supply to avoid the shower being accidentally switched on.

IT IS IMPORTANT TO KEEP THE SHOWERHEAD CLEAN TO MAINTAIN THE PERFORMANCE OF THE SHOWER. The hardness of the water will determine the frequency of cleaning. For example, if the shower is used every day in a very hard water area, it may be necessary to clean the showerhead on a weekly basis.

Note: The shower head is not designed to be disassembled.

SPARE PARTS

<i>Ref.</i>	<i>Description</i>	<i>Part number</i>
1.	<i>Single mode rub clean electric showerhead</i>	
	white	88500045
	chrome	88500046