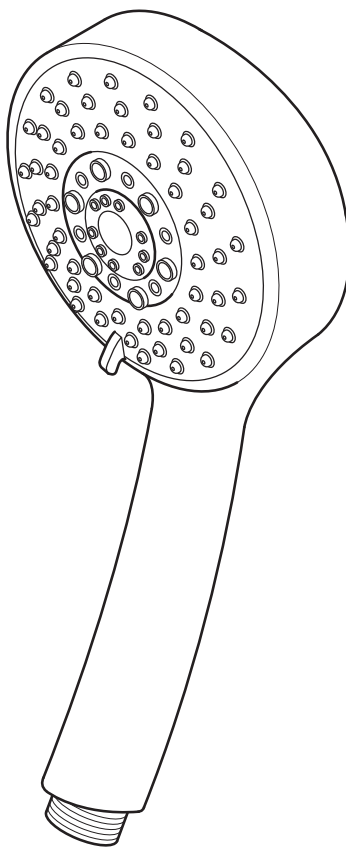
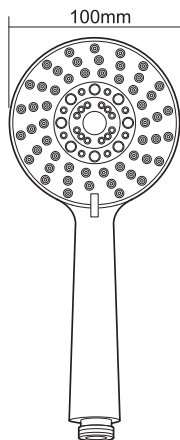
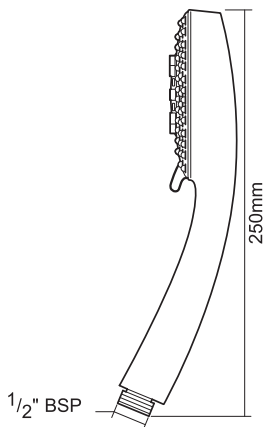


LAURA
chrome shower head
(five position)



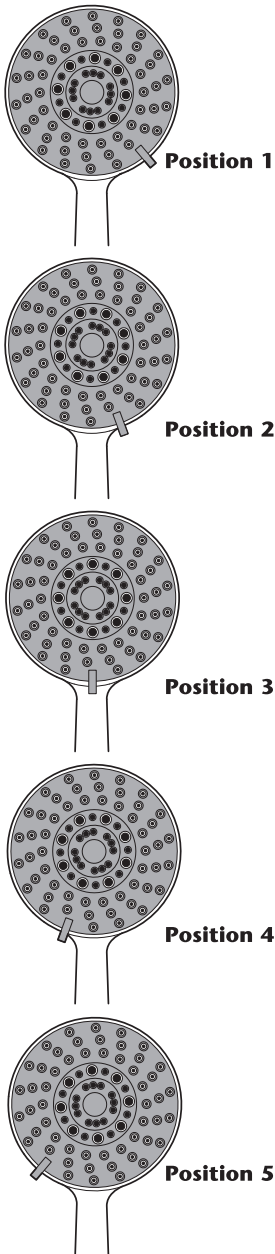
DIMENSIONS ARE APPROXIMATE



INSTALLERS PLEASE NOTE THESE INSTRUCTIONS ARE TO BE LEFT WITH THE USER

LAURA chrome shower head (five position)

Fig. 1



IMPORTANT: This showerhead is **NOT** suitable for use on electric showers.

INSTALLATION

Before installing the shower head, flush the pipework through to remove any debris that may be in the system.

The showerhead has five spray positions. The position settings are shown in **(fig.1)**.

CLEANING

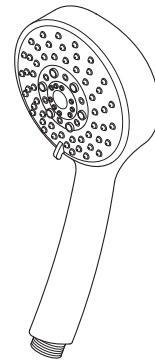
Triton recommends that all products are cleaned using warm, soapy water.

Do not use abrasive or aggressive chemical cleaning products as this may affect the product surface and finish.

Note: The showerhead can be cleaned quickly by simply rubbing your fingers over the faceplate.

IT IS IMPORTANT TO KEEP THE SHOWERHEAD CLEAN TO MAINTAIN THE PERFORMANCE OF THE SHOWER. The hardness of the water will determine the frequency of cleaning. For example, if the shower is used every day in a very hard water area, it may be necessary to clean the showerhead on a weekly basis.

Note: The shower head is not designed to be disassembled.



SPARES

Ref.	Description	Part No.
—	Complete assembly only	88500041

Please refer to shower installation and operating instructions for service details. E&OA.