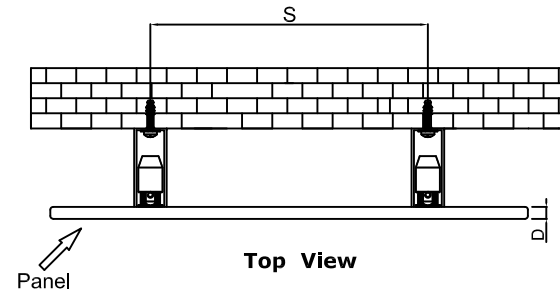
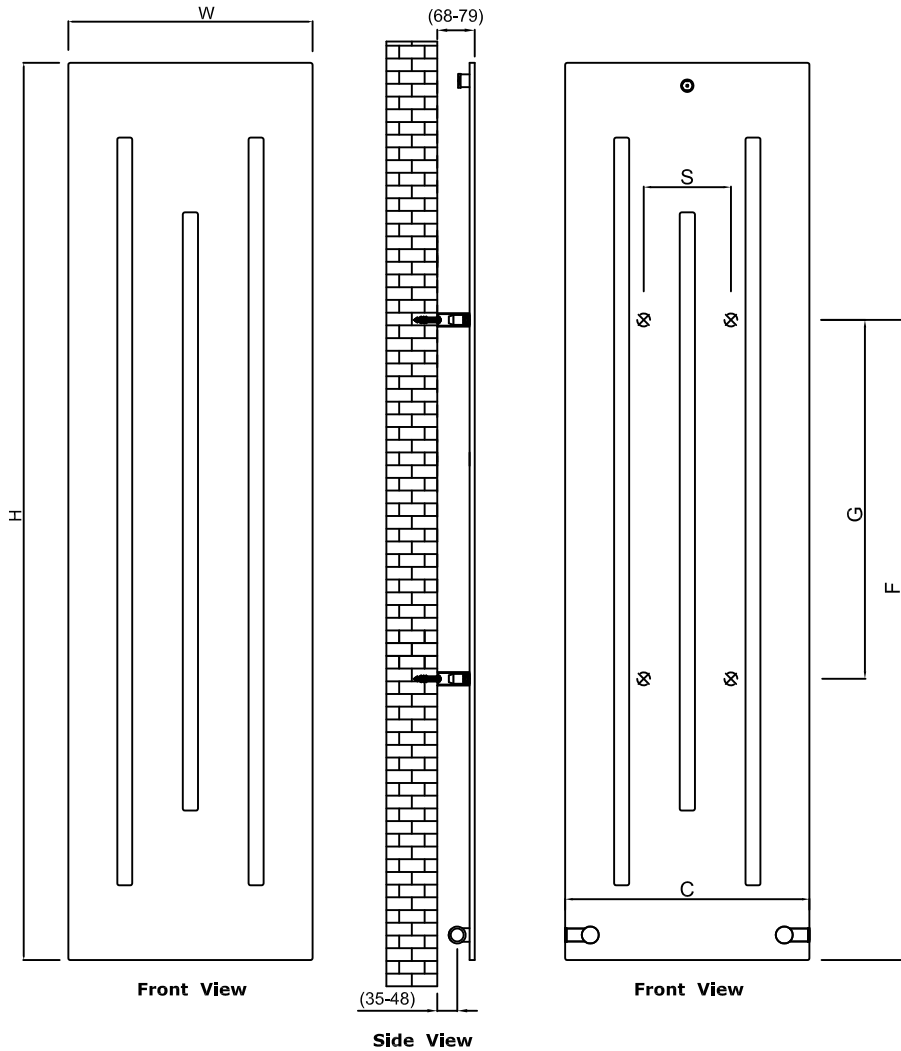








LINE



- Vertical Mounting
- Optional Ral Color Selection
- Max Operational Pressure: 6 Bar
- Inlet/Outlet: 1/2" Female Pipe Thread
- All Dimensions are in mm

SUPPLIED INSTALLATION ACCESSORIES

-  X4
SCREW
-  X4
PEG
-  X4
WALL CONNECTING APPARATUS
-  X4
PANEL CONNECTING APPARATUS
-  X4
SET SCREW M5X10 mm
-  X1
PURGER

Product Name	Product Code	Height	Width	Thickness	Plumbing Axes Center to Center	Hanger Axes Horizontal	Hanger to Bottom of the Product	Hanger Axes Vertical	Water Volume	Empty Weight	Thermal Output
		H	W	D	C	S	F	G	-	-	Watt - BTU/hr (Δ50°)
		mm	mm	mm	mm	mm	mm	mm	L	kg	
LINE 500 X 1800	RND-LE418	1800	490	7	490	175	1285	720	0.70	22.5	891 - 3040



www.reinadesign.co.uk

info@atayglobal.com

Tel : +44 1787 238540