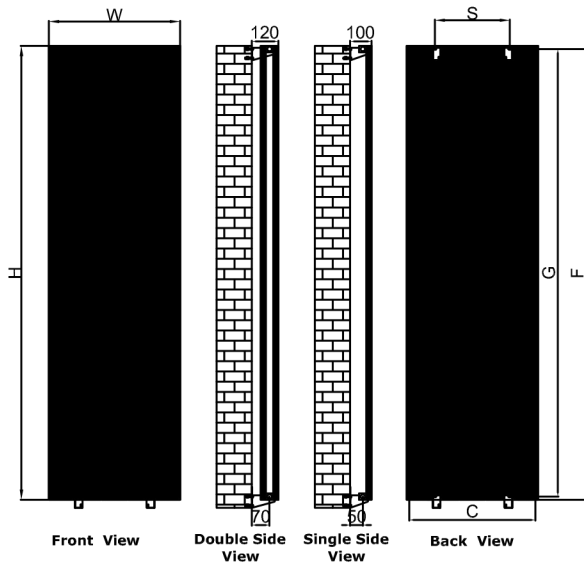
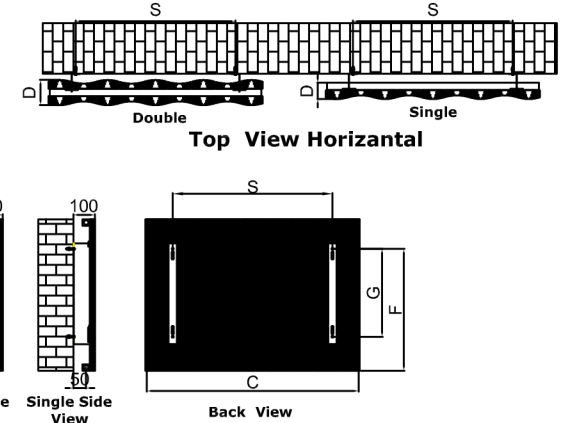
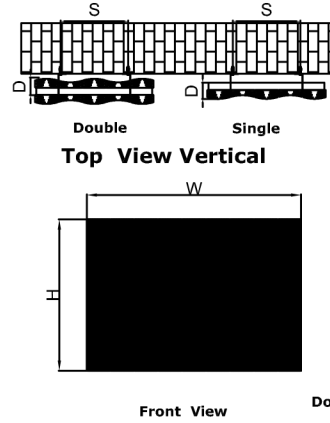


# GIO - 1800 - 600



**VERTICAL**




**HORIZONTAL**

-Vertical & Horizontal Mounting
-Optional ALUMINIUM RADIATOR:
-PAINTED
-Max Operational Pressure: 10 Bar
-Inlet/Outlet: 1/2" Female Pipe Thread
-All Dimensions are in mm


**MATERIAL DETAILS**



**SUPPLIED INSTALLATION ACCESSORIES FOR HORIZONTAL**



**SUPPLIED INSTALLATION ACCESSORIES FOR VERTICAL**



Product Name	Height	Width	Thickness	Plumbing Axes Center to Center	Hanger Axes Horizontal	Hanger to Bottom of the Product	Hanger Axes Vertical	Water Volume	Empty Weight	Thermal Output
	H	W	D	C	S	F	G	-	-	Watt - BTU/hr (Δ50°)
	mm	mm	mm	mm	mm	mm	mm	L	kg	
<b>GIO SINGLE 1800 x 280</b>	1800	280	64.7	270	141	1788	1775	1.10	8.80	958 - 3267
<b>GIO SINGLE 1800 x 470</b>	1800	470	64.7	460	331	1788	1775	1.80	14.60	1597 - 5445
<b>GIO DOUBLE 1800 x 280</b>	1800	280	100.4	270	141	1788	1775	2.20	17.00	1724 - 5880
<b>GIO DOUBLE 1800 x 470</b>	1800	470	100.4	460	331	1788	1775	3.60	28.00	2874 - 9801
<b>GIO SINGLE 600 x 470</b>	600	470	64.7	460	253	483	348	0.70	6.00	458 - 1562
<b>GIO SINGLE 600 x 660</b>	600	660	64.7	650	443	483	348	1.00	8.00	641 - 2187
<b>GIO SINGLE 600 x 850</b>	600	850	64.7	840	633	483	348	1.30	10.50	825 - 2812
<b>GIO SINGLE 600 x 1040</b>	600	1040	64.7	1030	823	483	348	1.50	12.70	1008 - 3436
<b>GIO SINGLE 600 x 1230</b>	600	1230	64.7	1220	1013	483	348	1.80	15.00	1191 - 4061
<b>GIO DOUBLE 600 x 470</b>	600	470	100.4	460	253	483	348	1.30	10.50	802 - 2737
<b>GIO DOUBLE 600 x 660</b>	600	660	100.4	650	443	483	348	1.80	14.50	1122 - 3828
<b>GIO DOUBLE 600 x 850</b>	600	850	100.4	840	633	483	348	2.30	18.60	1444 - 4927
<b>GIO DOUBLE 600 x 1040</b>	600	1040	100.4	1030	823	483	348	2.80	22.80	1764 - 6019
<b>GIO DOUBLE 600 x 1230</b>	600	1230	100.4	1220	1013	483	348	3.60	27.00	2084 - 7111

