
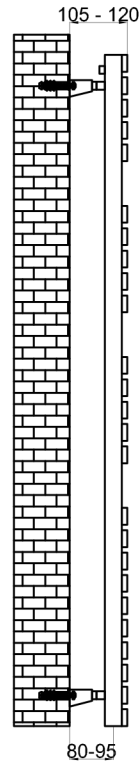


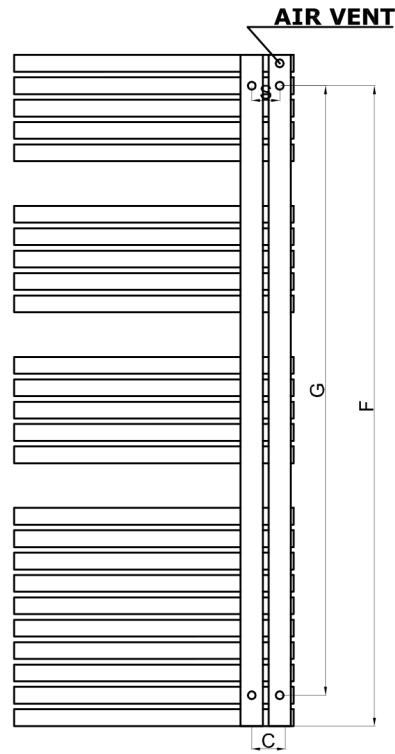
# ENTICE - 500



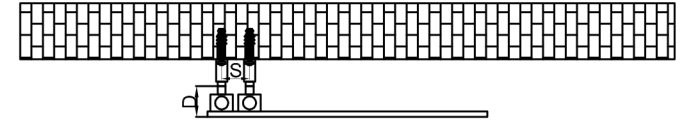
**Front View**



**Side View**



**Back View**



**Top View**


## SUPPLIED INSTALLATION ACCESSORIES



SCREW 4 PCS



WALL PLUG 4 PCS



INSERT 4 PCS



GRAB SCREW 4 PCS

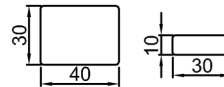


BRACKET 4 PCS



ALIEN KEY 1 PCS

## MATERIAL DETAILS



-Vertical Mounting
-Optional 304 QUALITY STAINLESS STEEL RADIATOR: (RNS-ENT5120 : ENTICE RADIATOR )
-BRUSHED
-Max Operational Pressure: 10 Bar
-Inlet/Outlet: 1/2" Female Pipe Thread
-All Dimensions are in mm

Product Name	Product Code	Height	Width	Thickness	Plumbing Axes Center to Center	Hanger Axes Horizontal	Hanger to Bottom of the Product	Hanger Axes Vertical	Water Volume	Empty Weight	Thermal Output
		H	W	D	C	S	F	G	-	-	Watt - BTU/hr (Δ50°)
		mm	mm	mm	mm	mm	mm	mm	L	kg	
<b>ENTICE 770 X 500</b>	<b>RNS-ENT5077</b>	770	500	55	50	50	715	660	2.31	9.58	513 - 1750
<b>ENTICE 1200 X 500</b>	<b>RNS-ENT5120</b>	1200	500	55	50	50	1145	1090	5.62	14.96	802 - 2704
<b>ENTICE 1700 X 500</b>	<b>RNS-ENT5170</b>	1700	500	55	50	50	1645	1590	11.47	21.46	1154 - 3937

