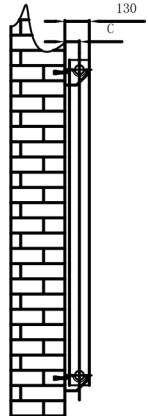
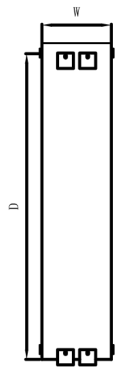


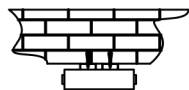
Front View



Side View



Back View



Top view

SUPPLIED INSTALLATION ACCESSORIES

- X4
 X8
 X2
- X4
 X1
 X1

Product Code	Product Name	pipe number	Height	Width	Thickndss	Plumbing Axes Center To Cener	Empty Weight	Water volume	Themal Output
		-	H mm	W mm	D mm	C mm	- kg	- l	Watt-BTU/hr
RND-ALP3	ALP DESIGNER 318X1800	3	1800	318	-	62	14.8	13.6	1043-3558
RND-ALP4	ALP DESIGNER 424X1800	4	1800	424	-	62	19.8	18.2	1388-4735