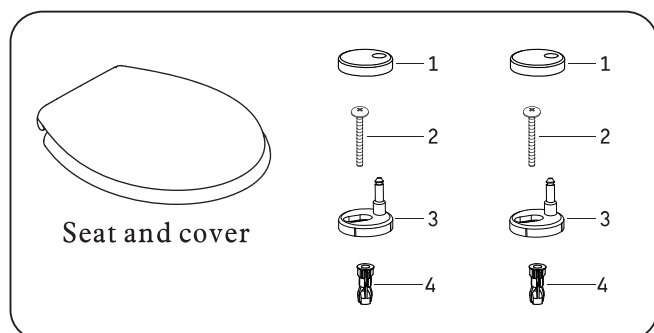
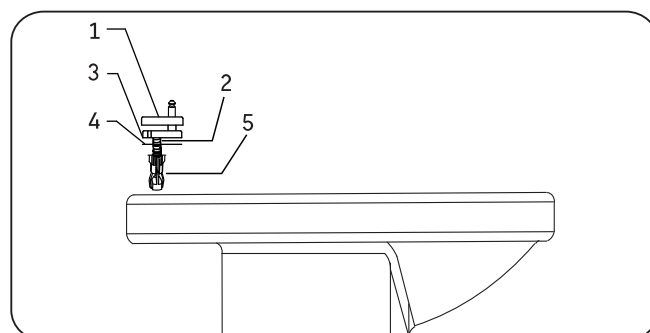


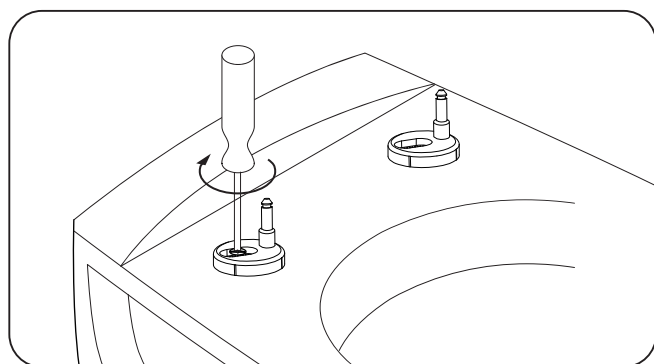
Installation Instruction



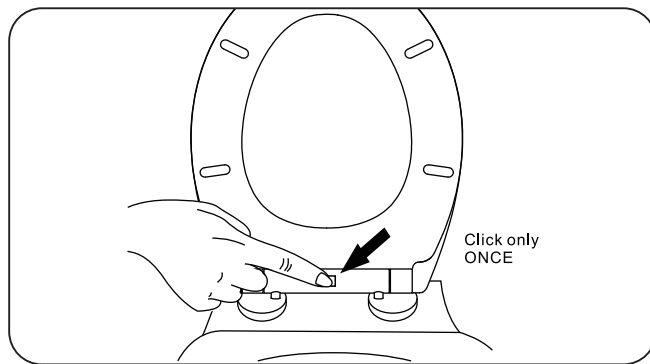
Hinge set.



❶ Insert the hinges into the toilet.



❷ Tighten the screws of the hinges.



❸ Clip on the toilet seat and cover.

CARE AND CLEANING INSTRUCTIONS

- The seat and cover should be cleaned using warm soapy water.
- Do not use aggressive or abrasive cleaners as this may scratch the surface of the seat.
- The hinges should be cleaned using soap, or a mild detergent.
After cleaning the hinges should be rinsed in clean water and dried.
- Never use bleach, concentrated cleaners or acids on the hinges,
As this will cause discolouring and pitting.
- Do not leave bleach in the toilet bowl with the cover closed,
Because this may cause discolouration of the seat and hinges.
- Take care not to splash the hinges when using bleach in the bowl.