

PREMIUM BATHROOM 19" SMART TV



Proofvision in-wall bathroom TVs are the ultimate addition to any bathroom, shower, spa, swimming pool and other wet environments. With a stylish design and high-quality entertainment, they are perfect for enhancing your bathroom experience.

In-wall design

Seamlessly embedded into your bathroom wall, these TVs offer a modern, ultra-slim look without sacrificing valuable space.

Waterproof and dustproof

Crafted for durability, this TV boasts an IP65 waterproof rating, ensuring protection against dust, water and steam.

Smart TV functionality

Stream your favourite services like Netflix, Apple TV+, Disney, and Amazon Prime effortlessly on this WebOS-powered Smart TV with built-in Wi-Fi. WebOS provides a user-friendly interface, extensive app support and regular updates for a seamless and easy-to-control viewing experience, even in the bathroom.






Smarter control






In addition to the standard splashproof remote, the WebOS Smart TVs come with a non-waterproof magic remote control that allows for easy set-up, scrolling, voice control, and more.

High-quality picture and sound

Boasting a crisp Full HD display and vibrant sound from built-in vibration speakers, the Proofvision in-wall bathroom TV delivers an exceptional entertainment experience. Whether you're catching up on your favourite shows or listening to music while getting ready, you'll enjoy vibrant sound and colours.

Key Features

-  HD 1080p display
-  Smart webOS TV
-  Full HD TV tuner
-  Heated screen
-  Splash proof remote control

-  Built-in speakers
-  LG LED panels
-  178 x 178 viewing angle
-  IP65 rated
-  2 year warranty

Suitable for

- [Bathrooms](#)
- [Showers](#)
- [Kitchens](#)
- [Hotels and Spas](#)
- [Swimming Pools](#)

Specification

LED Spec

Panel size	19"
Aspect ratio	16:9
Resolution	1920 x 1080
Contrast ratio	3000:1
Brightness	350cd/m2
Viewing angle	H:178°, V:178°
Response time	6ms
Refresh rate	60Hz

Power

Power supply	AC 100-240V, DC12V
Max power consumption	<28W
Standby power consumption	<0.5W

Operation

Built-in tuner	DVB-T/T2/S/S2/C
Channels	1000 Channels (Max)
OS	webOS
Picture adjustment	Tint, Colour, Brightness, Contrast, Sharpness
Built-in speaker	2 x 5W Vibration Speakers

Environmental

Temperature	0°C to +50°C
Humidity	0% to 90%
Waterproof rating	IP65

Inputs/Outputs

Cable/Antenna	Yes x 2
HDMI	Yes x 3
CI +	Yes x 1
USB	Yes x 2
Optical out	Yes x 1
RJ45	Yes x 1
3.5mm Audio out	Yes x 1
Wifi	Yes x 1
Bluetooth 5.0	Yes x 1

Physical

Front Fascia Dimensions	490mm x 335mm x 5mm
Recess Dimensions	473mm x 318mm x 51mm
Weight	9kg
Holding mechanism	Magnets

Package Contents

TV	x 1
Back mounting box	x 1
UK kettle lead	x 1
12V transformer	x 1
Waterproof remote control	x 1
Magic voice remote control	x 1
User/install guide	x 1

Finishes



Black
PVB19BW



Mirror
PVB19MW



White
PVB19WW