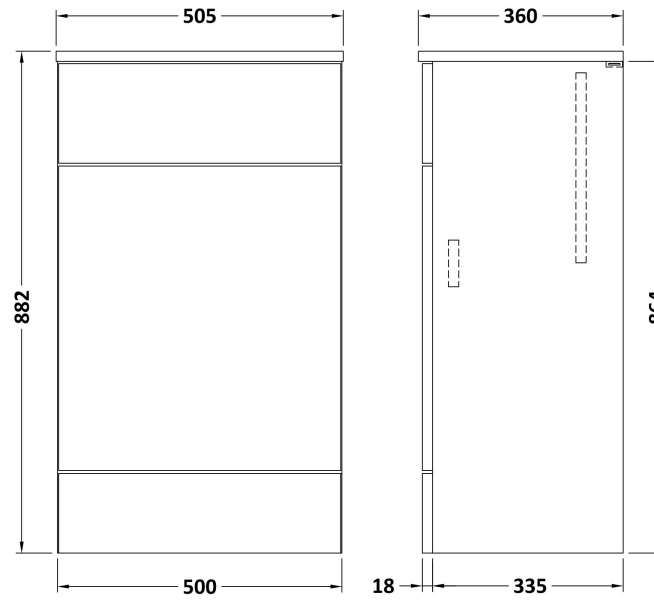


Sales Code: CBI605A

Description: 500 Wc Unit (355mm Deep)

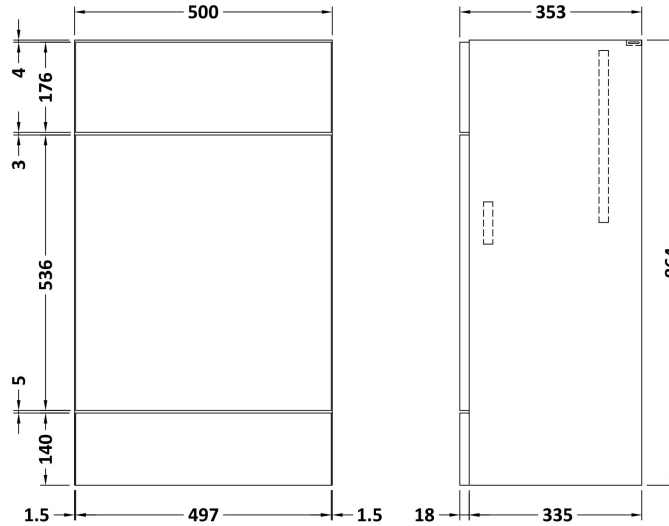


Packaging Details

Barcode: 5056462603285

Sales Code: OFF646

Description: 500 Wc Unit (355mm Deep)



Product Dimensions

Height (mm):	864
Width (mm):	500
Depth (mm):	355
Nett Weight (kg):	14

Packaging Dimensions

Height (mm):	375
Width (mm):	520
Depth (mm):	900
Gross Weight (kg):	14.5

Packaging Data

Box Colour:	Brown Cardboard Box
Box Qty:	1
Label Size:	100 x 50
Label Colour:	White Label
Label Qty:	2

Outer Box Dimensions (If Applicable)

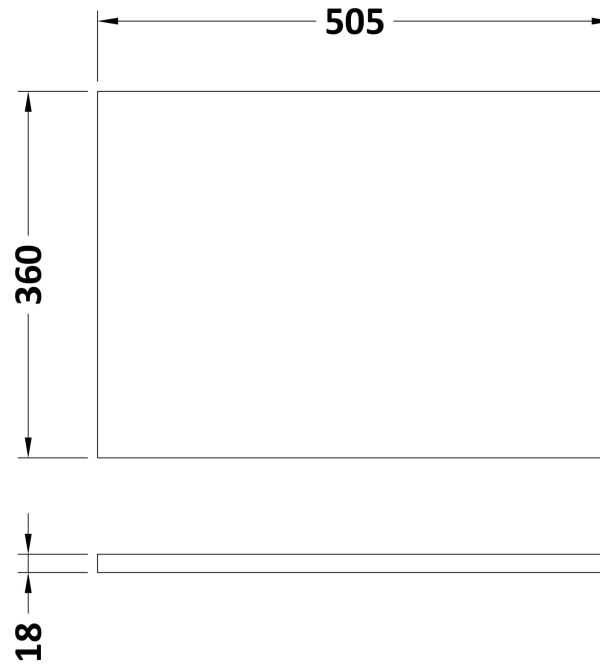
Height (mm):	
Width (mm):	
Depth (mm):	
Gross Weight (kg):	
Barcode:	5055275820278

Product Details

Country of Origin:	United Kingdom
Fitting Instruction:	No
CE & UKCA:	N/A
FSC Certified Materials:	Yes
Colour:	Black Woodgrain
Construction Method:	Cam & Wood Dowel
Construction Type:	Rigid
Cabinet Finish:	MFC Textured Woodgrain
Fascia Finish:	MFC Textured Woodgrain
Cabinet Thickness (mm):	18
Fascia Thickness (mm):	18
Drawer Included:	No
Drawer Type:	Not Applicable
No of Shelves:	0
Hinge Type:	Not Applicable
Hinge Included:	No
Adjustable Legs:	No
Fixings Included:	Yes
Handle Style:	Not Applicable
Waste Shroud:	No
Handle Included:	No
Handle Type:	Not Applicable

Sales Code: OFF643

Description: 500 Wc Unit Top 505X360



Product Dimensions

Height (mm):	18
Width (mm):	505
Depth (mm):	360
Nett Weight (kg):	2

Packaging Dimensions

Height (mm):	25
Width (mm):	525
Depth (mm):	380
Gross Weight (kg):	2

Packaging Data

Box Colour:	Brown Cardboard Box
Box Qty:	1
Label Size:	50 x 100
Label Colour:	White Label
Label Qty:	2

Outer Box Dimensions (If Applicable)

Height (mm):	
Width (mm):	
Depth (mm):	
Gross Weight (kg):	
Barcode:	5056211874515

Product Details

Country of Origin:	United Kingdom
Fitting Instruction:	No
CE & UKCA:	N/A
FSC Certified Materials:	Yes
Colour:	Black Woodgrain
Construction Method:	Not Applicable
Construction Type:	Flat-Pack
Cabinet Finish:	Not Applicable
Fascia Finish:	MFC Textured Woodgrain
Cabinet Thickness (mm):	
Fascia Thickness (mm):	18
Drawer Included:	Not Applicable
Drawer Type:	Not Applicable
No of Shelves:	Not Applicable
Hinge Type:	Not Applicable
Hinge Included:	Not Applicable
Adjustable Legs:	Not Applicable
Fixings Included:	Yes
Handle Style:	Not Applicable
Waste Shroud:	Not Applicable
Handle Included:	Not Applicable
Handle Type:	Not Applicable