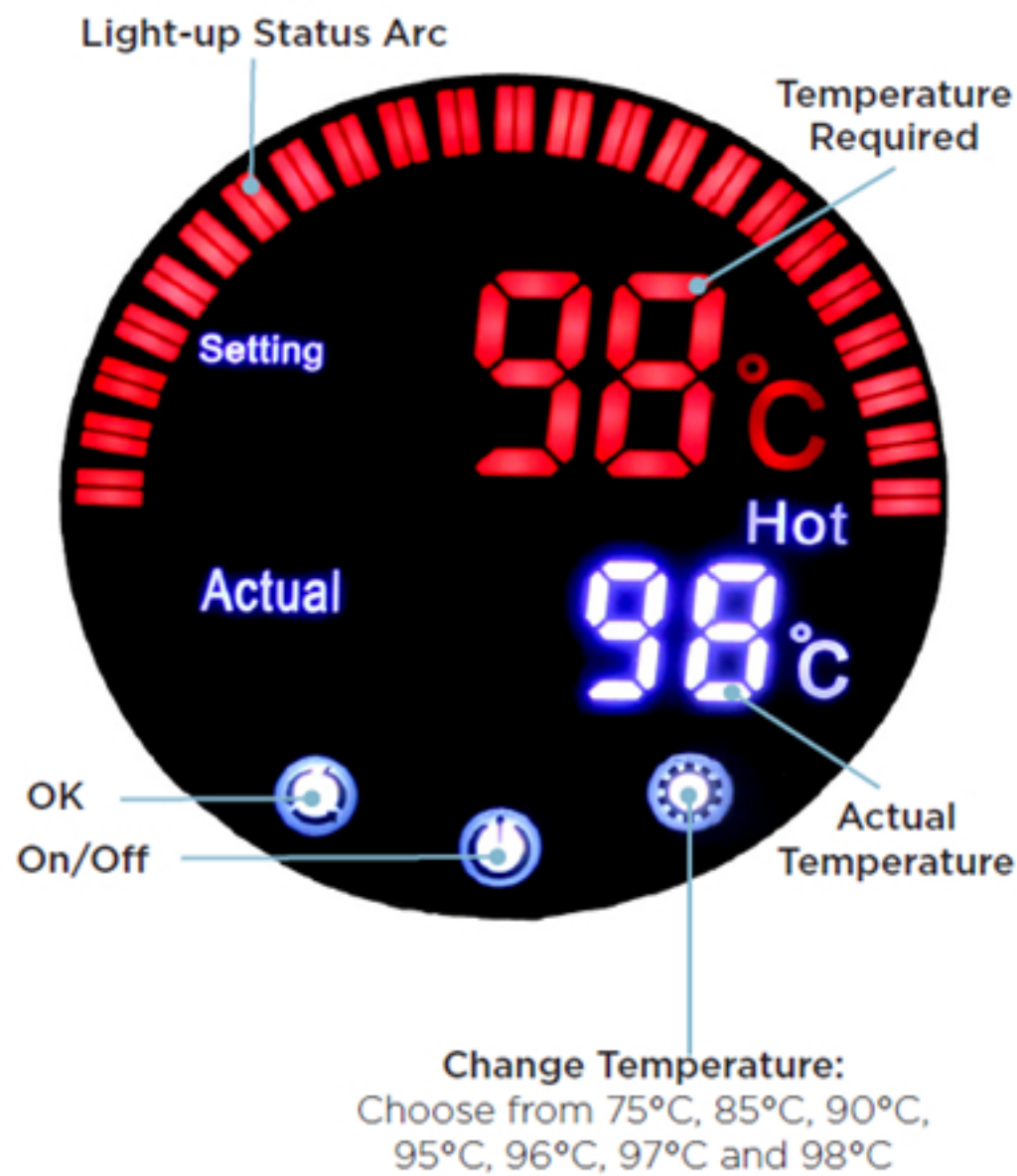


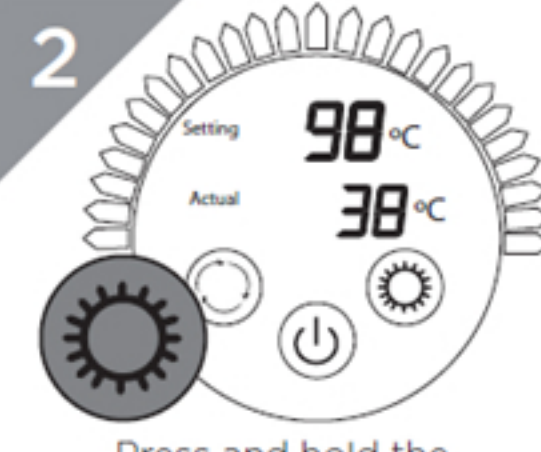
BRISTAN

YOUR BOILING WATER TANK

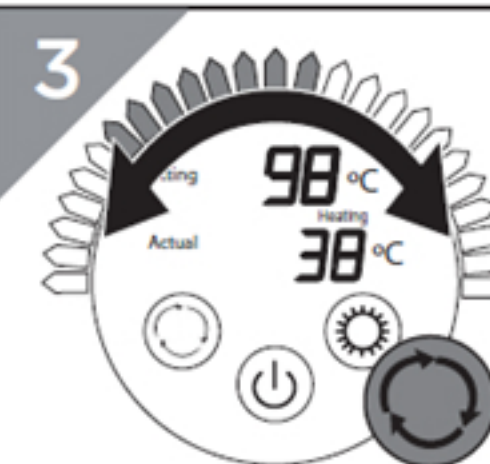
SETTING UP YOUR BOILING WATER TANK



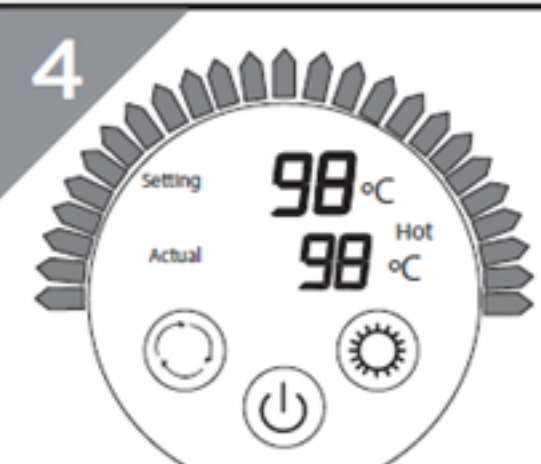
1 Plug in the Power Supply. Hold the On/Off Button until the display lights up.



2 Press and hold the Change Temperature Button. Release when your desired temperature is displayed.



3 Press OK. The status arc will light up and flash to indicate the water is heating up.



4 Once the status arc is fully illuminated the water is ready to use.

User Guide for Gallery Rapid 3-in-1 Boiling Water Tap

www.bristan.com

BRISTAN

FILTER REPLACEMENT

TAP OPERATION

LET'S TALK

We're always happy to talk about your requirements and offer advice on choosing the best product for the job.

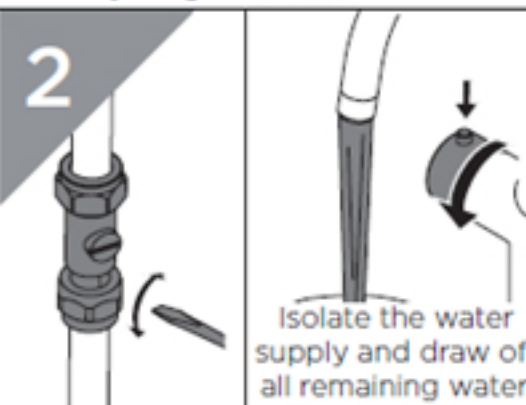
To learn more, visit www.bristan.com or simply scan the QR code below.



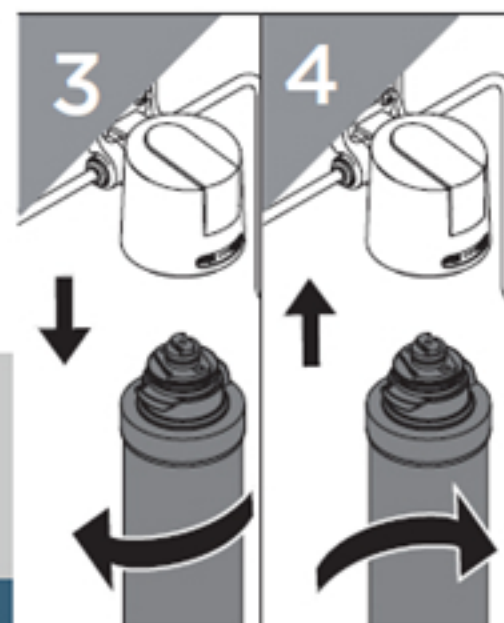
Note: The filter for the Boiling Water Tank has to be replaced every 6 months for lime-scale protection and optimum performance. Failure to do so will invalidate your guarantee.



1 Switch off the Boiling Water Tank.




2 Isolate the water supply and draw off all remaining water.



3 Place a small bowl underneath the filter and remove it.

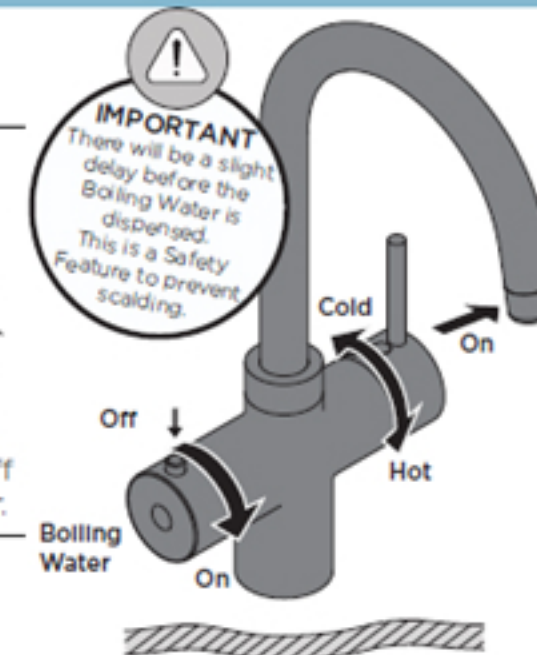


4 Dispose of the old filter and screw in the new filter.



5 Place a jug under the spout and expel all air from the system. Check connections for any leaks.

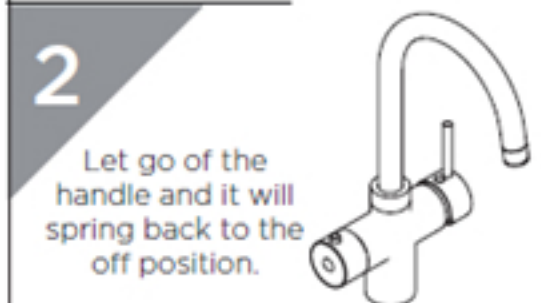
Run off at least 20 litres of water from the boiling water handle, resting the system every 30 seconds.



BOILING WATER



1 Press down the Safety Button for Boiling Water and turn the handle.



2 Let go of the handle and it will spring back to the off position.

We Know & We Care

At Bristan, we want to make things as easy as possible for our customers. That's why we offer solid guarantees on all our products, effective from the date of purchase, to give you peace of mind.

To start your free guarantee simply scan the QR code and register your product. Alternatively visit www.bristan.com/register.

For any other queries, please call our Customer Service on 0330 026 6273 where our expert team of advisors will be able to offer you any help and advice.

For full guarantee terms and conditions visit www.bristan.com/guarantees.



Birch Coppice Business Park, Dordon, Tamworth, Staffordshire, B78 1SG
Customer Service: 0330 026 6273
Customer Service Email: customercare@bristan.com