

YOUR GUIDE TO MAINTAINING YOUR COPPER BATH

BC DESIGNS BEAUTIFUL COPPER BATHS ARE HANDCRAFTED USING TRADITIONAL TECHNIQUES.


Each piece is hand made and every bath is a unique work of art completely different from one to the next. All of the curves and bends are made with no more than a hammer, an experienced eye and a strong arm.

Variations and undulations will occur which is why each piece is distinctive. There will be blemishes, marks and small scratches in some areas and inevitably, due to the authentic characteristics of the material, surface textures will be visible. (This is normal & not a manufacturing fault)


**We advise not to use this bath as a shower bath or a 'stand up bath'.

** Please be cautious when stepping into the bath.

POLISHED COPPER & BRASS FINISH - UNLACQUERED




Routinely clean with warm water and a nonabrasive cloth and dry immediately after use. Avoid dripping taps, sharp objects and the use of harsh cleaning chemicals (cif, bleach, bathroom cleaner & glass cleaner etc) & bathing chemicals (including, bath bombs, shampoos, conditioners, shower gels, creams, salts & bubble bath etc)



Maintain the finish by re-applying a suitable wax seal (we recommend Renaissance Wax) regularly every 4-6 weeks depending on use. More usage will require more maintenance.

If the wax wears off and oxidisation develops on the copper surface, clean the bath with a fine metal cleaner, such as Autosol, and then re-apply the wax. Warranty claims will not be accepted for copper exposure due to not maintaining the bath correctly.

Plated Finishes



NICKEL

Routinely clean with warm water and a nonabrasive cloth and dry immediately after use. Do not push harshly as this will affect the nickel and expose copper. Do not use abrasive metal cleaner on nickel plated items as this could wear through the finish.

Avoid dripping taps, sharp objects and the use of harsh cleaning chemicals (cif, bleach, bathroom cleaner & glass cleaner etc) & bathing chemicals (including, bath bombs, shampoos, conditioners, shower gels, creams, salts & bubble bath etc)


Warranty claims will not be accepted for copper exposure due to not maintaining the bath correctly.

WE ARE HERE TO HELP

For any questions regarding your copper bath please contact us on sales@bcdesigns.co.uk or 01206 827100

YOUR GUIDE TO MAINTAINING YOUR COPPER BATH

Plated Finishes



TIN - UNLACQUERED

Routinely clean with warm water and a nonabrasive cloth and dry immediately after use. Avoid dripping taps, sharp objects and the use of harsh cleaning chemicals (cif, bleach, bathroom cleaner & glass cleaner etc) & bathing chemicals (including, bath bombs, shampoos, conditioners, shower gels, creams, salts & bubble bath etc)
Warranty claims will not be accepted for copper exposure due to not maintaining the bath correctly.



ANTIQUÉ COPPER - LACQUERED

Routinely clean with warm water and a nonabrasive cloth and dry immediately after use. Avoid dripping taps, sharp objects and the use of harsh cleaning chemicals (cif, bleach, bathroom cleaner & glass cleaner etc) & bathing chemicals (including, bath bombs, shampoos, conditioners, shower gels, creams, salts & bubble bath etc)
Warranty claims will not be accepted for copper exposure due to not maintaining the bath correctly.



VERDIGRIS / PATINATA - LACQUERED

Routinely clean with warm water and a nonabrasive cloth and dry immediately after use. Avoid dripping taps, sharp objects and the use of harsh cleaning chemicals (cif, bleach, bathroom cleaner & glass cleaner etc) & bathing chemicals (including, bath bombs, shampoos, conditioners, shower gels, creams, salts & bubble bath etc)
Warranty claims will not be accepted for copper exposure due to not maintaining the bath correctly.

WE ARE HERE TO HELP

For any questions regarding your copper bath please contact us on sales@bcdesigns.co.uk or 01206 827100