

INSTRUCTION MANUAL

Thank you for purchasing this terrazzo vessel sink. This product is carefully packaged, inspected, and tested to ensure safe operation and delivery. The following instructions and safety guidelines will enable you to use the product for trouble-free operation. Please read the instructions and safety guidelines entirely before using the product.

STONE VESSEL SINK INSTALLATION

BEFORE YOU BEGIN

1. We recommend consulting a professional if you are unfamiliar with installing bathroom fixtures and plumbing. We accept no liability for any damage to the floor, walls, plumbing, vanity cabinet, sink, counter top, or personal injury during installation.
2. Observe all local plumbing and building codes.
3. Unpack the product then read these instructions before proceeding. And Inspect the sink for damage. If any damage is found, contact our Customer Relations team.

GETTING STARTED

1. Ensure that you have gathered all the required materials that are needed for the installation.
2. For the following instructions, it is assumed that the vanity and countertop are already in place.

TOOLS AND MATERIALS



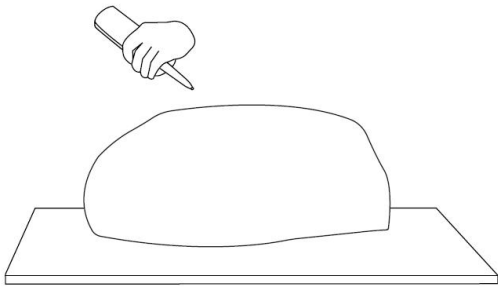
Silicone Sealant
(100% Neutral
Cure)



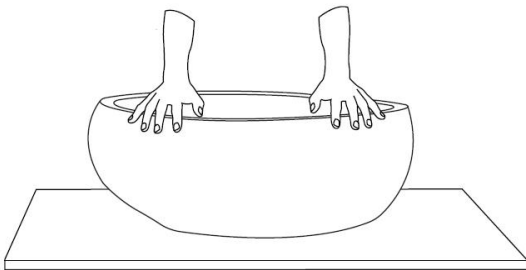
Damp Cloth

INSTALLATION

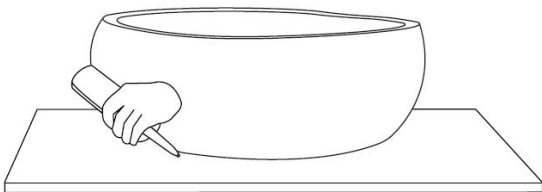
1. Carefully place your vessel sink upside down on the counter top with a towel or other soft cloth beneath to prevent damage. Apply a generous amount of silicone sealant to the base of the sink where it will rest on the counter.



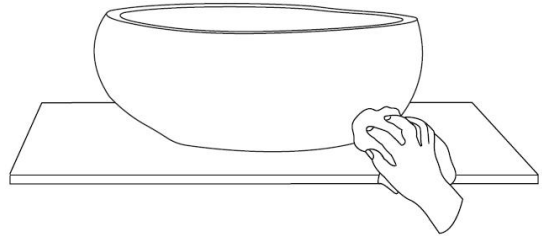
2. Turn the sink right-side-up and position over the drain hole. Set the sink in place, and press firmly to secure.



3. If desired, apply a continuous bead of silicone sealant around the perimeter of the sink base for additional stability.



4. Remove any excess sealant with a damp cloth to complete installation.



5. Proceed to the installation of the sink drain. Refer to the drain's installation instructions for guidance.



6. Allow the sealant to fully dry for 24 hours.



CLEANING AND MAINTENANCE

We recommend that you regularly clean your stone sink with a mild dish detergent or stone cleaner. After each use, wipe the basin dry with a soft cloth. Do not allow mineral deposits such as iron, salt, lime, or soap to build up on your sink. Refrain from using acidic household cleaners, wipes with harsh chemicals, or abrasives, as these will damage stone. Seal the stone with a quality sealer, such as Stone Tech, to prevent staining and discoloration.

Thank you for choosing our terrazzo vessel sink