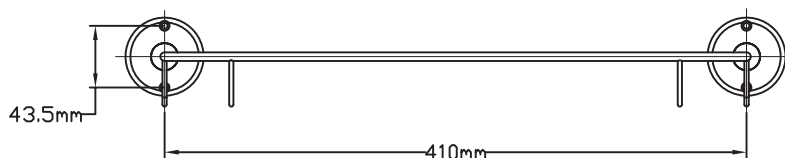
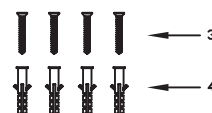


Installation instructions


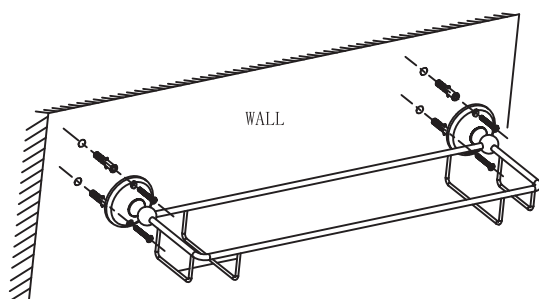


Thank you for purchasing this Victorian Plumbing product. Please follow these care instructions to ensure your product retains its high quality finish
- **and retain this leaflet for future reference.**

1. Identify all components are present prior to installation
2. Make the shelf in a predetermined hanging position and do a mark at the position of the screw hole
3. Please drill a hole by electric drilling machine and put the plastic pipe into hole
4. Install the product and screwed tightly



1. Glass Shelf
2. Glass
3. Screw
4. Plastic screw tubes



Victorian Plumbing

Diamond House. 41, Stephenson Way. Formby Business Park Formby. England. L37 8EG

Tel: 0044 800 862 0878

Website: www.victorianplumbing.co.uk