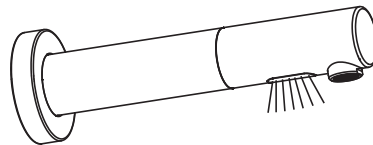


Product parameters:

Power	DC6V section No.5 alkaline battery
Power Consumption In Static	$\leq 0.5 \text{ mW}$
Inductive Distance	10 ~ 14 cm
Suggest Water Pressure	0.5 ~ 5 Bar
Ambient Temperature	0.1 ~ 45°C
Water Temperature	0 ~ 70°C
Supply Pipe Size	G1/2"



Operation Notice:

1. The following situation may occur filter impurities accumulation.
2. The product is used between water pressure 0.5-5Bar, water temperature 0-70°.
3. Regularly clean the surface of faucet in neutral wash solution. then dry it with a piece of soft cotton cloth to keep it bright.
4. Alkaline battery 1.5V No.5 used.

Installing steps(Figure I).

- 1, Embedded plastic elbow and straight pipe in the wall, then decorate the wall (note to leave 2- $\phi 36$ holes at the wall of plastic elbow) (Figure I).
- 2, Install the three plastic expansion screws into the wall, then fix the flange 1 on the wall by three SS304 tapping screws 2 (note the position).
- 3, Put the cover 4 on the tap body 5, then power output socket 7 & G1/2" Inlet pipe 6 pass through the flange hole, and pull out from the hole of wall. (Figure II).
- 4, Put the tap body 5 on the flange, and use S2.5 Allen Key 8 fix the tap body by two M5 screws 9, then the cover put on the flange. (Figure III).
- 5, Open the power box and load 4pcs Alkaline Batteries 18 (user prepare the battery).
- 6, The a side of G1/2" Inlet pipe 10 connect with inlet pipe 6, b side connect with the outlet joint of controller box 11. Then 7 connect with 14 (note the position of 4 holes), locked by plastic nut 15.
- 7, Two plastic expansion screw 13 installed into the wall, then firm the plastic fixed shelf 17 by two SS304 tapping screws 16 (note the position and height), Put controller box 11 into Plastic fixed shelf 17.
- 8, One side of G1/2" Inlet pipe 12 connect with the inlet joint of controller box 11, other side connect with inlet valve.
- 9, Turn on water to check, check all the joints to make sure there is no leaks.

Figure I

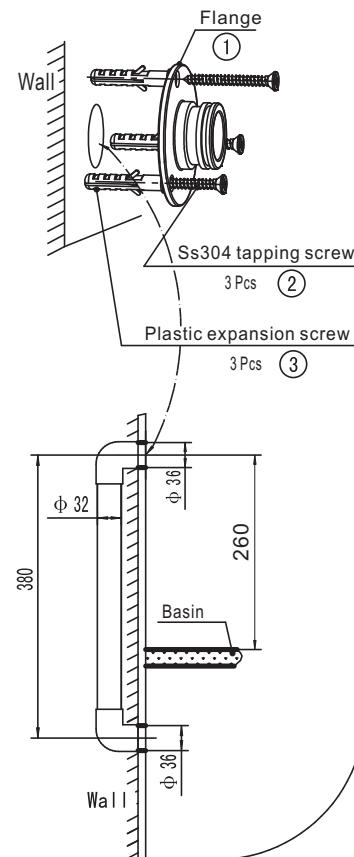


Figure II

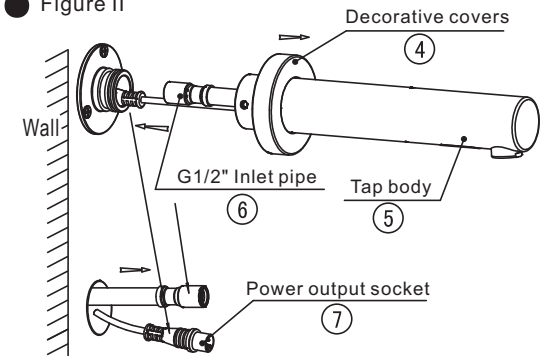
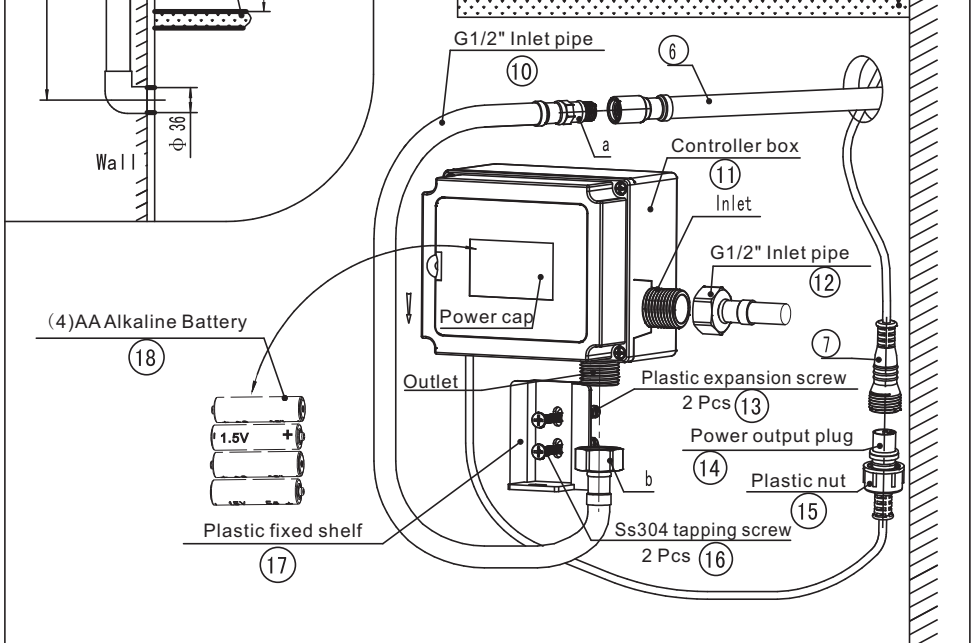
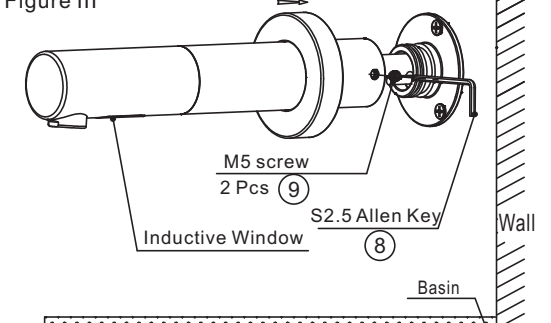


Figure III



Victorian Plumbing

Diamond House.41, Stephenson Way. Formby Business Park Formby. England. L37 8EG

Tel: 0044 800 862 0878

Website: www.victorianplumbing.co.uk