

Floor Standing Bidets

Fitting Instructions



Before starting any installation project please consider the following:
Prior to drilling into walls, check there are no hidden electrical wires or cables or water supply pipes with the aid of an electrical detector.
If you use power tools do not forget:

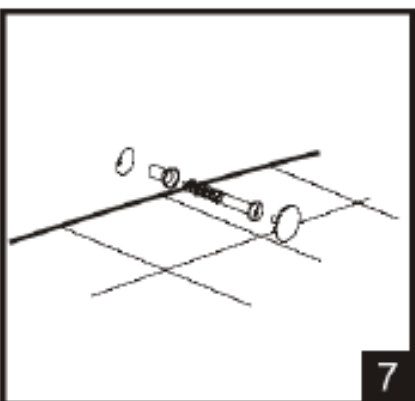
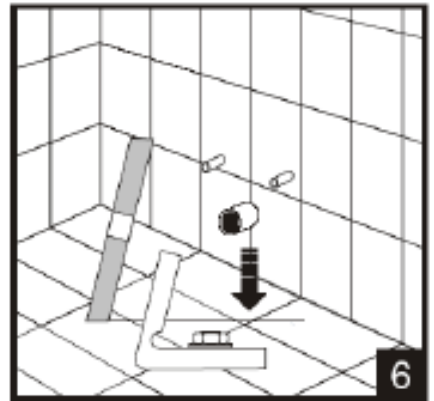
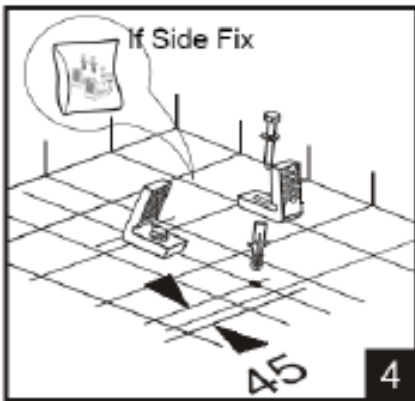
- Wear eye protection
- Unplug equipment after use



This is a heavy product & will require a two man lift.



Floor Standing Bidets Installation Manual



If not side fix - use appropriate
foot fixing (NOT SUPPLIED).

Notes.

Aftercare Instructions.

Your fitting has a high quality finish and should be treated with care to preserve the visible surfaces.

All surface finishes will wear if not cleaned correctly, the only safe way to clean your product, is to wipe with a soft damp cloth. Stains can be removed using washing up liquid. All bath cleaning powders and liquids can damage the surface of your fitting even the non-scratch cleaners.

Guarantee.

All products are manufactured to the highest standards and a 25-year guarantee covers any defect in manufacture.

Contact Details.

If you require further assistance please contact Heritage Sales and Technical Enquiries:

Sales : 0844 701 8501

Technical: 0844 701 8503

Email: Technical@heritagebathrooms.com

Website: www.heritagebathrooms.com

**Heritage Bathrooms
Unit 6 Albert Road
St Philips Central
Bristol
BS2 0XJ**

