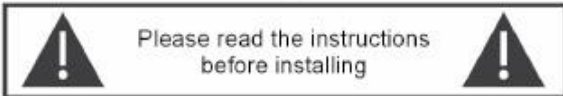


Thank you for purchasing a GTN heater

Electric heater with capillary temperature regulator



GTN Electric Heaters are designed for use with water, water/glycol filled radiators. Select the correct GTN heater for your radiator from the list below.

Radiator's listed heat output	Recommended GTN heater
below 150W	GT 0,15 N
300W - 600W	GT 0,3 N
600W - 900W	GT 0,6 N
900W - 1200W	GT 0,9 N
1200W - 1500W	GT 1,2 N
more than 1500W	GT 1,5 N

The heater complies with EC standards;
EC Certificate of Conformity CE

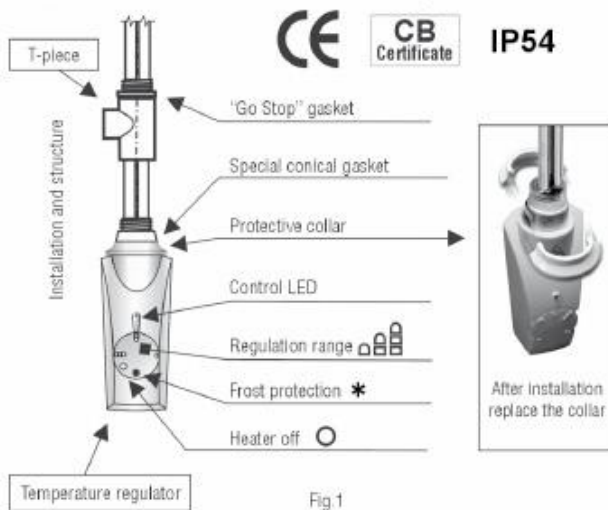
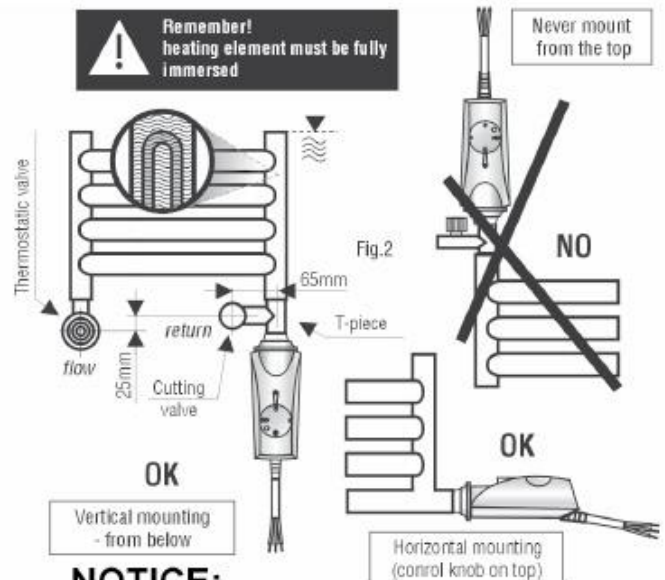


Fig. 1

Installation instructions - dual fuel

1. Remove the 2-piece protective collar next to the thread and screw the GTN heater into the radiator using a suitable spanner. The special conical gasket fitted to the 1/2" connection of the heater enables the heater to be screwed into the radiator until the control box faces forward. IT IS IMPORTANT NOT TO OVERTIGHTEN THE HEATER. 2 turns are normally sufficient to make an hermetic seal. After installation replace the protective collar. T-piece is fitted with a "Go-Stop" self jointing gasket.
 2. After installing the GTN heater the radiator should be filled completely with water or water/glycol mixture, fully purged of air, and checked for any leaks. At this point the GTN heater may be hard wired to the electrical system in compliance with UK electrical regulations.
Wire colours: **Brown = live; Blue = Neutral; Green and Yellow = Earth**
- N.B.** For electric only, water/glycol filled radiators, not connected to a central heating system, please request separate radiator filling instructions.
3. The GTN heater is switched on by turning the control knob clockwise, and the LED on the casing will light up. The star shaped position on the control knob is for frost protection (approx. 10°C). The range of temperature regulation is from 20°C to 65°C. The heater is turned off by turning the control knob as far as possible anticlockwise (Fig. 1)
 4. Maintenance:
The GTN-heater **MUST BE DISCONNECTED** before cleaning the casing. The casing may be cleaned using a soft cleaning agent on a damp cloth.
AVOID SOAKING THE CASING.



NOTICE:

1. The tubular heating element **MUST be fully immersed in water or water/glycol mixture**, to comply with the guarantee conditions, and to ensure long life of the product.
2. Bathroom radiators fitted with electric heaters should be fixed not less than 60 cm from a bath, shower or wash basin, and never above a bath.
3. GTN-heater should be installed by a qualified person.
4. One radiator valve must always be open when the GTN heater is in use (dual fuel systems only).
5. The flow valve should be open when the GTN heater is not in use.
6. In case of operational failure or damage to the electricity supply cable the GTN-heater should be disconnected and returned to the supplier.

This appliance is not intended for use by persons (including children) with reduced physical, sensory or mental capabilities, or lack of experience and knowledge, unless they have been given supervision or instruction concerning use of the appliance by a person responsible for their safety. Children should be supervised to ensure that they do not play with the appliance.

GUARANTEE CARD

Electric heater with temperature regulator
type: GTN

Series (date of manufacture):

Date of sale:

Supplier's rubber stamp and signature

Guarantee conditions:

The manufacturer gives 24 month guarantee from date of sale, and not more than 36 month from date of manufacture. Any defects during this period due to manufacturing faults will be rectified by repairing or exchanging the faulty heater for the same model. The manufacturer reserves the right to investigate complaints or faulty goods up to 14 days from date of return of the item to manufacturer.

This guarantee specifically excludes:

The incorrect use of the heater or failure to observe the installation instructions. Mechanical damage to the heating element and/or the temperature regulator caused by improper use of the heater.

Damage to the manufacturer's seal (situated on the bottom of the casing) will automatically cancel any guarantee rights.

IMPORTANT NOTICE:

The Guarantee Card must be completed by supplier. Any alterations to the Guarantee Card will cause loss of guarantee rights.

Manufacturer:



PL 32-084 Morawica, Mników 322
tel. +48(0)12.423.6065, +48(0)12.656.4491
www.heatpol.com.pl