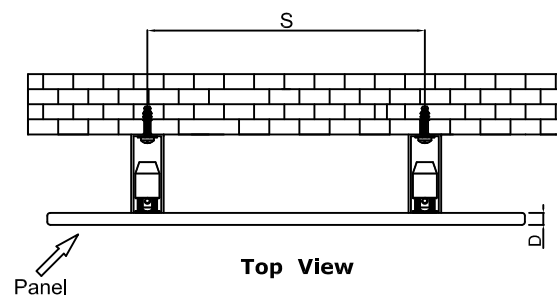
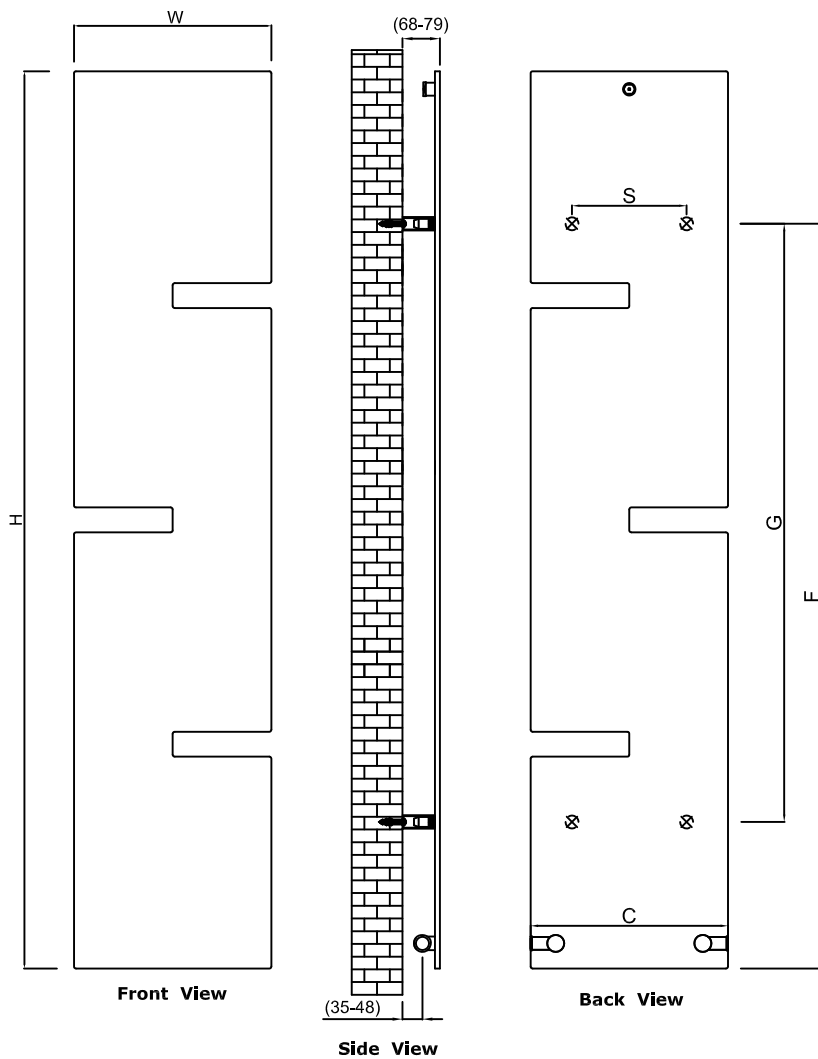
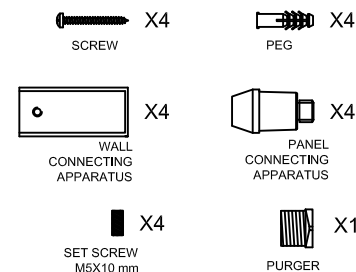


FIORE



- Vertical Mounting
- Optional Ral Color Selection
- Max Operational Pressure: 6 Bar
- Inlet/Outlet: 1/2" Female Pipe Thread
- All Dimensions are in mm

SUPPLIED INSTALLATION ACCESSORIES



Product Name	Product Code	Height	Width	Thickness	Plumbing Axes Center to Center	Hanger Axes Horizontal	Hanger to Bottom of the Product	Hanger Axes Vertical	Water Volume	Empty Weight	Thermal Output
		H	W	D	C	S	F	G	-	-	Watt - BTU/hr (Δ50°)
		mm	mm	mm	mm	mm	mm	mm	mm	L	
FIORE 400 X 1800	RND-FE418	1800	396	7	400	230	1494	1200	0.8	20.4	805 - 2747

REINA

DESIGNER RADIATOR

www.reinadesign.co.uk

info@atayglobal.com

Tel : +44 1787 238540