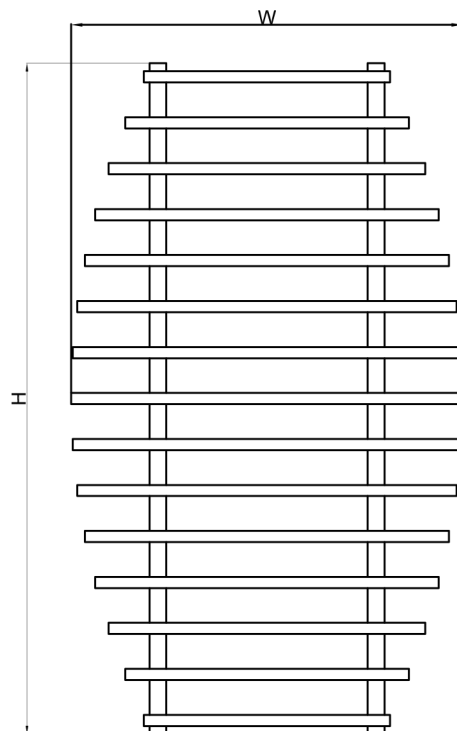
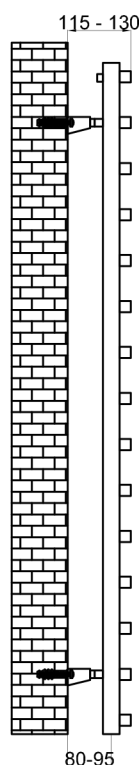


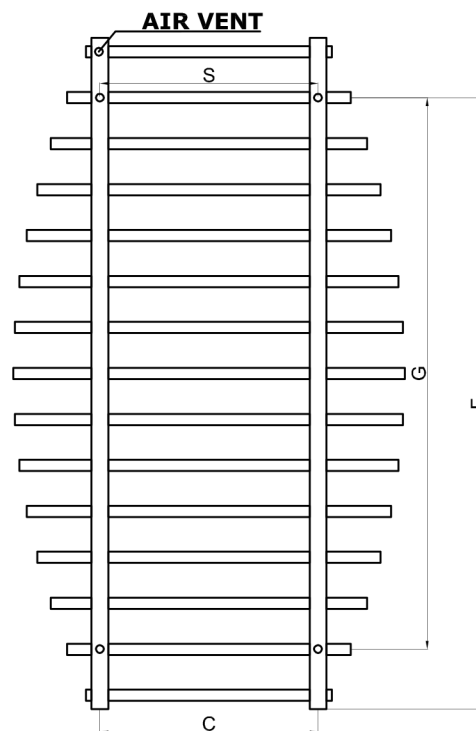
ENNA - 700



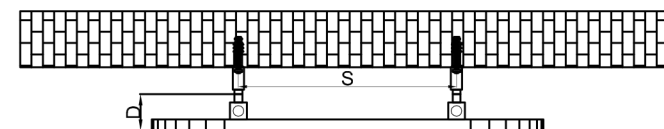
Front View



Side View



Back View



Top View


SUPPLIED INSTALLATION ACCESSORIES



SCREW 4 PCS



WALL PLUG 4 PCS



INSERT 4 PCS



GRAB SCREW 4 PCS

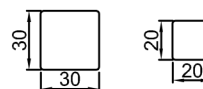


BRACKET 4 PCS



ALIEN KEY 1 PCS

MATERIAL DETAILS



-Vertical Mounting
-Optional 304 QUALITY STAINLESS STEEL TOWEL RADIATOR: (RNS-EN7120 : ENNA RADIATOR)
-BRUSHED / POLISHED
-Max Operational Pressure: 10 Bar
-Inlet/Outlet: 1/2" Female Pipe Thread
-All Dimensions are in mm

Product Name	Product Code	Height	Width	Thickness	Plumbing Axes Center to Center	Hanger Axes Horizontal	Hanger to Bottom of the Product	Hanger Axes Vertical	Water Volume	Empty Weight	Thermal Output
		H	W	D	C	S	F	G	-	-	Watt - BTU/hr (Δ50°)
		mm	mm	mm	mm	mm	mm	mm	L	kg	
ENNA 1200 X 700	RNS-EN7120	1200	700	65	390	390	1093	986	3.95	5.50	553 - 1887

REINA