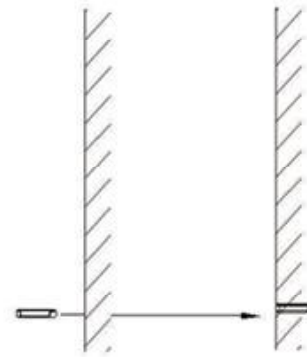


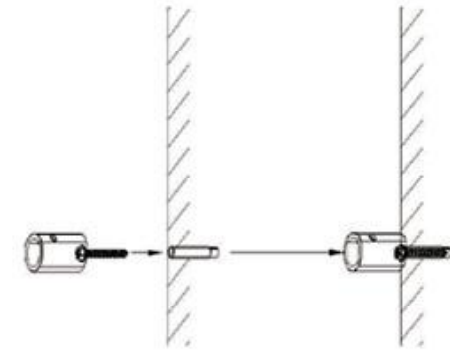
Installation Instructions



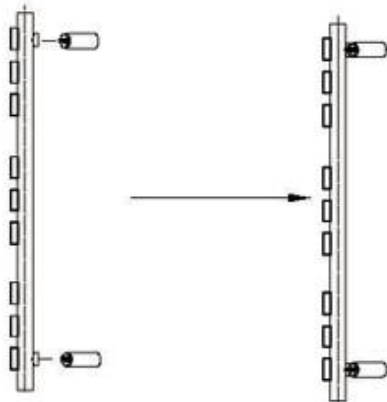
Step 1: Check the components to make sure all are included as above.



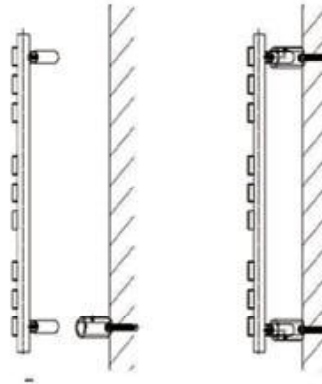
Step 2: Pinpoint the positions on the wall then drill four holes accordingly and fix the wallplugs into the wall.



Step 3: Connect the bracket socket to the wall with screws.



Step 4: Fix the brackets to the towel rail with screws.



Step 5: Mount the towel rail to the wall and tighten the crews in the brackets.