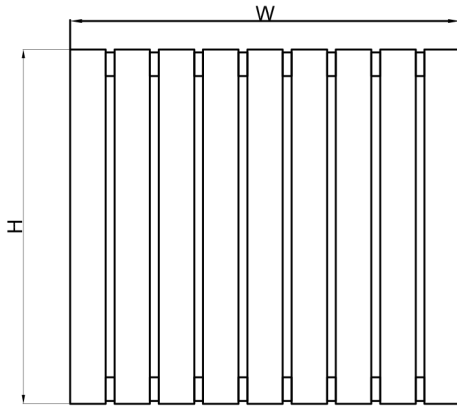



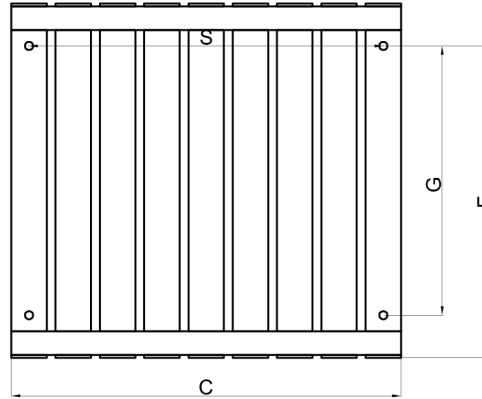
CALIX - 600



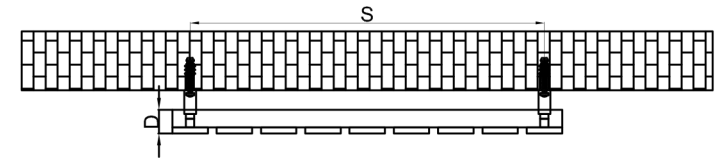
Front View



Side View



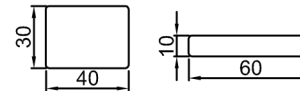
Back View



Top View

-Vertical Mounting
-Optional 304 QUALITY STAINLESS STEEL RADIATOR: (RNS-CLX6060 : CALIX RADIATOR)
-POLISHED
-Max Operational Pressure: 10 Bar
-Inlet/Outlet: 1/2" Female Pipe Thread
-All Dimensions are in mm

MATERIAL DETAILS



SCREW 4 PCS



WALL PLUG 4 PCS



INSERT 4 PCS



GRAB SCREW 4 PCS



BRACKET 4 PCS



AIR VENT 1 PCS



ALIEN KEY 1 PCS



BLANKING PLUG 1 PCS

Product Name	Product Code	Height	Width	Thickness	Plumbing Axes Center to Center	Hanger Axes Horizontal	Hanger to Bottom of the Product	Hanger Axes Vertical	Water Volume	Empty Weight	Thermal Output
		H	W	D	C	S	F	G	-	-	Watt - BTU/hr (Δ50°)
		mm	mm	mm	mm	mm	mm	mm	L	kg	
CALIX 600 X 435	RNS-CLX6035	600	435	40	435	375	528	456	2.30	7.19	324 - 1106
CALIX 600 X 660	RNS-CLX6060	600	660	40	660	600	528	456	3.46	10.81	486 - 1658
CALIX 600 X 810	RNS-CLX6810	600	810	40	810	750	528	456	4.24	13.22	594 - 2027
CALIX 600 X 1035	RNS-CLX61035	600	1035	40	1035	975	528	456	5.41	16.84	757 - 2580

REINA