

BC 230C Dolphin Chrome Plated Hand Dryer

User Manual

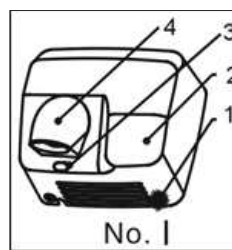
Please read carefully before use



This hand dryer is controlled by CPU, and adopts an infrared sensor. The all-metal cover and double protection against overheating ensure that the automatic hand dryer is durable, safe and ergonomic. With 30m/s air speed and 270m³/h air volume it dries hands quicker than other hand dryers. Adjustable air nozzle as 360°, makes it could be used to dry your hair and body. It is an ideal choice for hotel, office, washroom, etc.

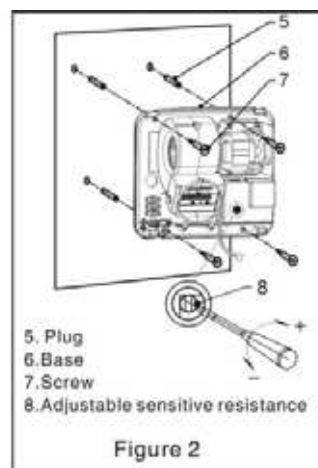
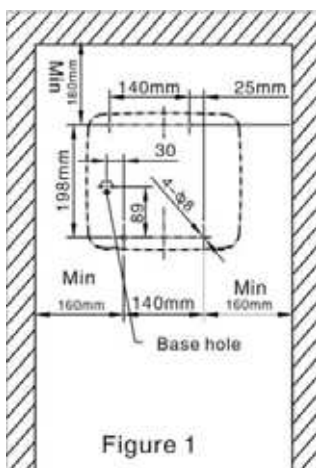
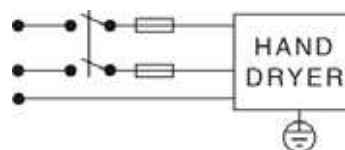
- 1 Durable all-metal cover
- 1 High air volume
- 1 Reliable with high power motor gives fast air speed for quicker drying time
- 1 Adjustable air nozzle swivels through 360°,to dry hair, face or hands.


1. Screw
2. Cover
3. Sensor (No.IV :manual button)
4. Air nozzle



Recommended installation height(measured from air outlet to the floor):for man 1.2m,for woman 1.1m, for child 0.9m.

This product must be earthed.



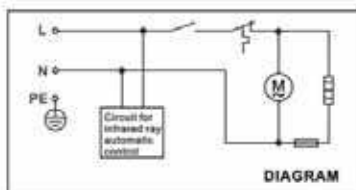
1. Remove the cover in order of ④③②① as shown in (Figure3); Do not overexert while removing the cover to prevent from breaking the wire between the cover and the base;
2. Drill 4 holes of 8mm diameter, 35mm deep; (Figure1)
3. Fix the base to the holes by using the plugs and the screws attached; (Figure2)
4. Fix the hand dryer as shown in (Figure3), ① Connect the ground wire to the cover; ② Connect the lead wires of sensor in the cover and base; as shown in ③, hang the cover at the top of the base; lastly, press the cover to the base, and use the Allen key attached to screw down the screws as shown in ④.
5. Switch on the power, the hand dryer will work automatically when hands placed.
6. Concealed wire installation: remove the original power cord, lead the prepared wire into the hand dryer through the base hole, and connect the wire to the wiring terminal N, L and .

Application:

1. After finish the installation, switch on the power, and the hand dryer will work automatically when place hands underneath the air outlet.
2. The hand dryer blows the hot air when hands are 11cm or closer to the air outlet, and it stops working 1 second after removing hands. It will also stop working automatically after 1 minute consecutive use. To restart the hand dryer, put hands back underneath and re-operate the sensor.
For **No.IV**, press the button, it blows hot air that lasts for 30±5 seconds, and stops automatically. Repress to restart working.
3. In order to meet different circumstances, the induction sensibility of the hand dryer is set at the highest point. If it works for overlong or does not work after installation, please adjust the sensor.

Specification:

Voltage	Power	Frequency	Water splash proof
110V~/120V~	1700W	50Hz/60Hz	IPX1
220V~/230V~/240V~	2500W		



Notes:

1. The hand dryer must be installed away from the place for shower bath;
2. Do not install the product near the bathtub, washbowl or other vessels that contain water;
3. Avoid spattering the product with water;
4. Do not cover the air inlet and outlet;
5. Do not shake the hand dryer;
6. When the hand dryer is out of order during use, please cut off the power immediately, stop using it, and contact our company or find a qualified electrician to fix it;
7. This product is not intended to use by persons (include children) who are disabled, or lack of experience and knowledge, unless they are given instruction concerning about the use of the product and supervised by a person who is responsible for their safety;
8. If the supply cord is damaged, it must be replaced by the manufacturer, its service agent or a qualified electrician in order to avoid a hazard.

If the supply cord is damaged, it must be replaced by the manufacturer, its service agent or similarly qualified persons in order to avoid a hazard.



This marking indicates that this product should not be disposed with other household wastes throughout the EU. To prevent possible harm to the environment or human health from uncontrolled waste disposal, recycle it responsibly to promote the sustainable reuse of material resources. To return your used device, please use the return and collection systems or contact the retailer where the product was purchased. They can take this product for environmental safe recycling.

Package:

One set of hand dryer
One copy of user manual and one copy of installation template
One pack of screws 4pcs, hexagon wrench 1pc and Ø8mm plugs 4pcs

Bell-Chem Products Company, Haywood Way, Hastings, TN35 4PL

Tel: 01424 202224 Fax: 01424 205200

