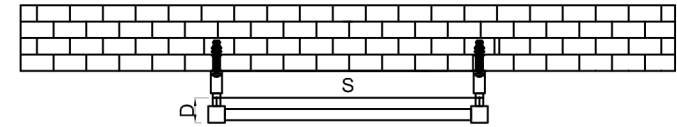
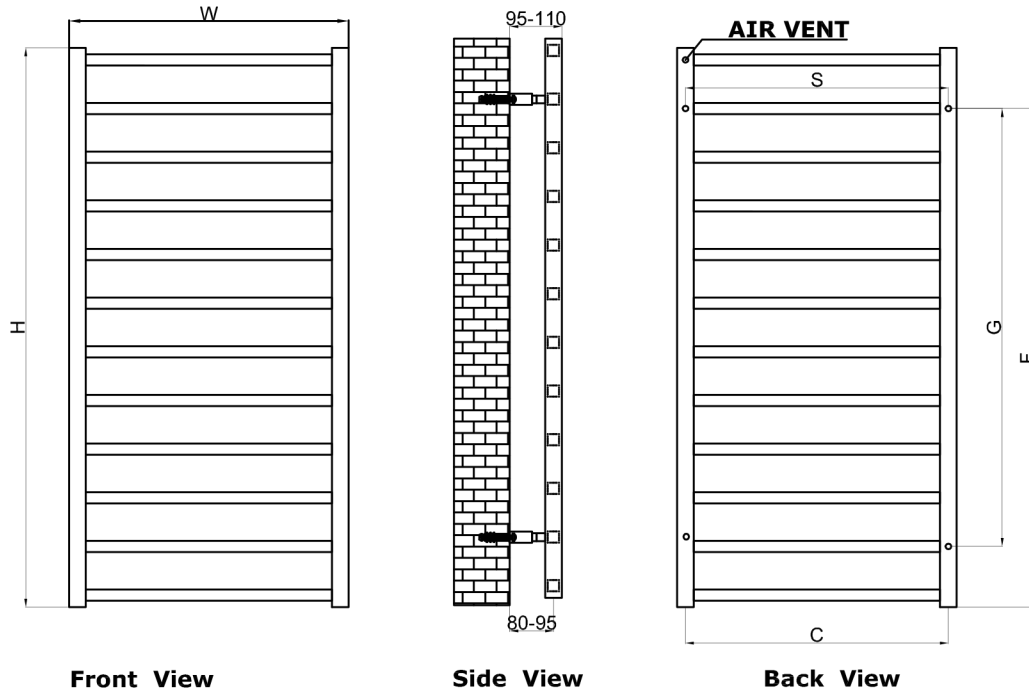


# ARDEN - 500



Top View

## SUPPLIED INSTALLATION ACCESSORIES



SCREW 4 PCS



WALL PLUG 4 PCS



INSERT 4 PCS



GRAB SCREW 4 PCS

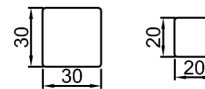


BRACKET 4 PCS



ALIEN KEY 1 PCS

## MATERIAL DETAILS



-Vertical Mounting
-Optional 304 QUALITY STAINLESS STEEL TOWEL RADIATOR: (RNS-ARD5100 : ARDEN RADIATOR )
-POLISHED & BRUSHED
-Max Operational Pressure: 10 Bar
-Inlet/Outlet: 1/2" Female Pipe Thread
-All Dimensions are in mm

Product Name	Product Code	Height	Width	Thickness	Plumbing Axes Center to Center	Hanger Axes Horizontal	Hanger to Bottom of the Product	Hanger Axes Vertical	Water Volume	Empty Weight	Thermal Output
		H	W	D	C	S	F	G	-	-	Watt - BTU/hr (Δ50°)
		mm	mm	mm	mm	mm	mm	mm	L	kg	
ARDEN 500 X 500	RNS-ARD5050	500	500	45	470	470	430	360	1.50	3.01	164 - 560
ARDEN 1000 X 500	RNS-ARD5100	1000	500	45	470	470	892	783	3.00	6.02	323 - 1100

REINA